

Select the Dip switch to STD on all the YKP/200 Handset

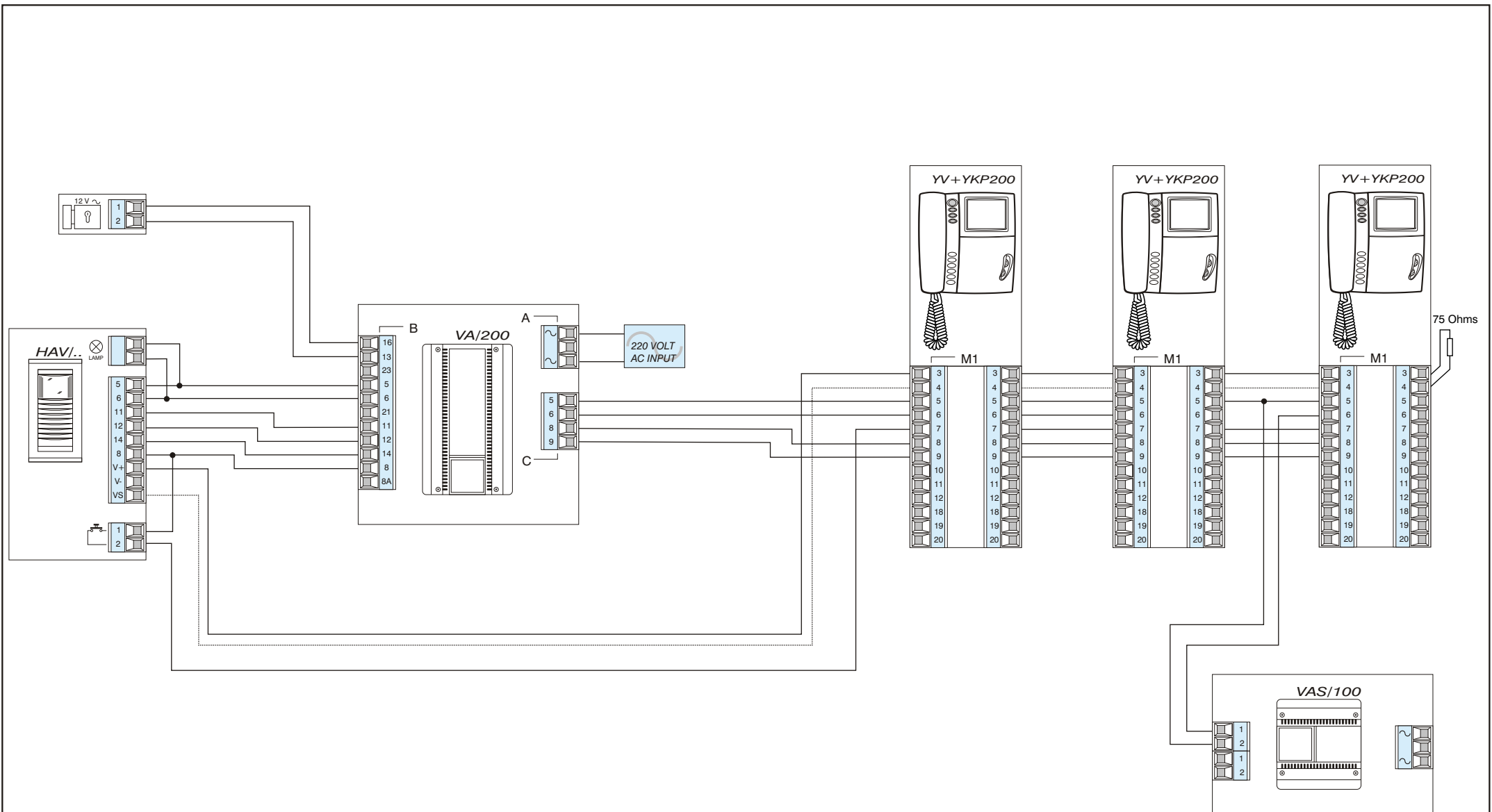


For any diagrams not shown or special system designs please contact our office on (011) 616-3222 or visit our web site www.tribpt.co.za



	50	0.22
meters	100	0.22
	200	0.50

	50	0.22
meters	100	0.50
	200	0.50



Select the Dip switch to STD on all the YKP/200 Handset

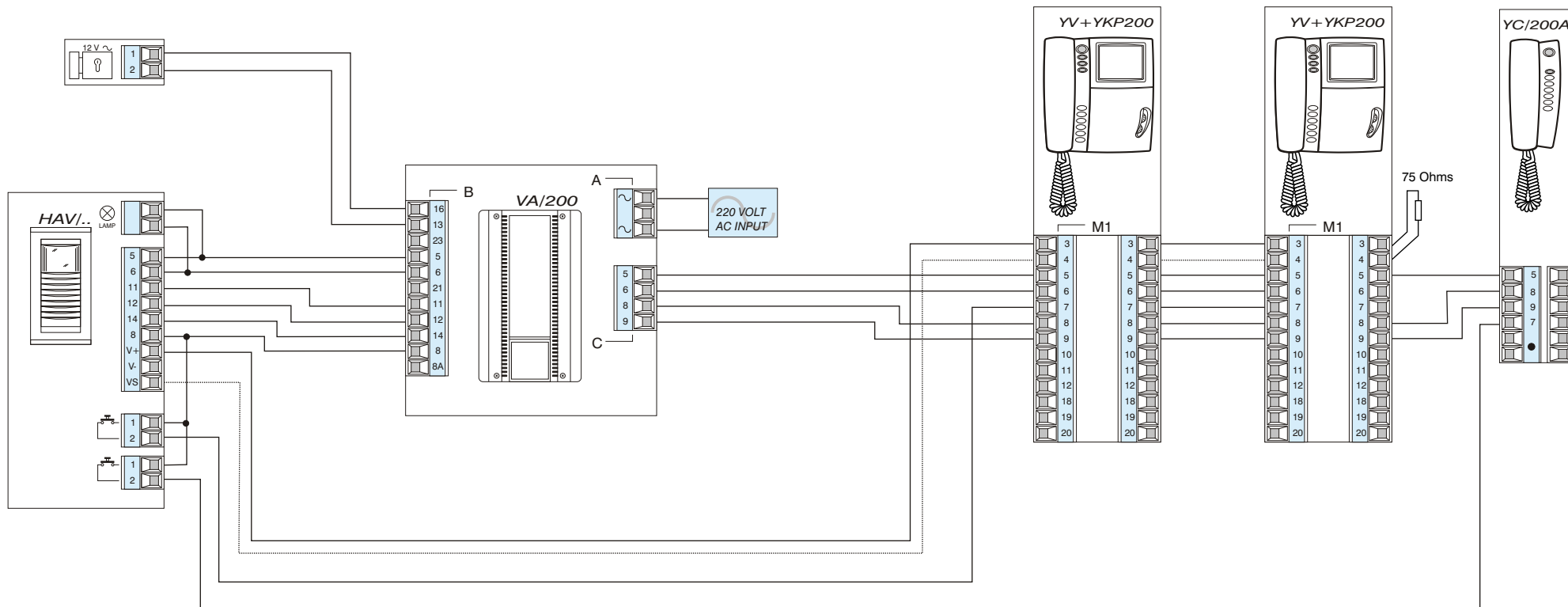


For any diagrams not shown or special system designs please contact our office on (011) 616-3222 or visit our web site www.tribpt.co.za



	50	mm 2	0.22
meters	100		0.22
	200		0.50

	50	mm 2	0.22
meters	100		0.50
	200		0.50



SW1
 STD Select the Dip switch to
 INT STD on all the YKP/200
 Handset

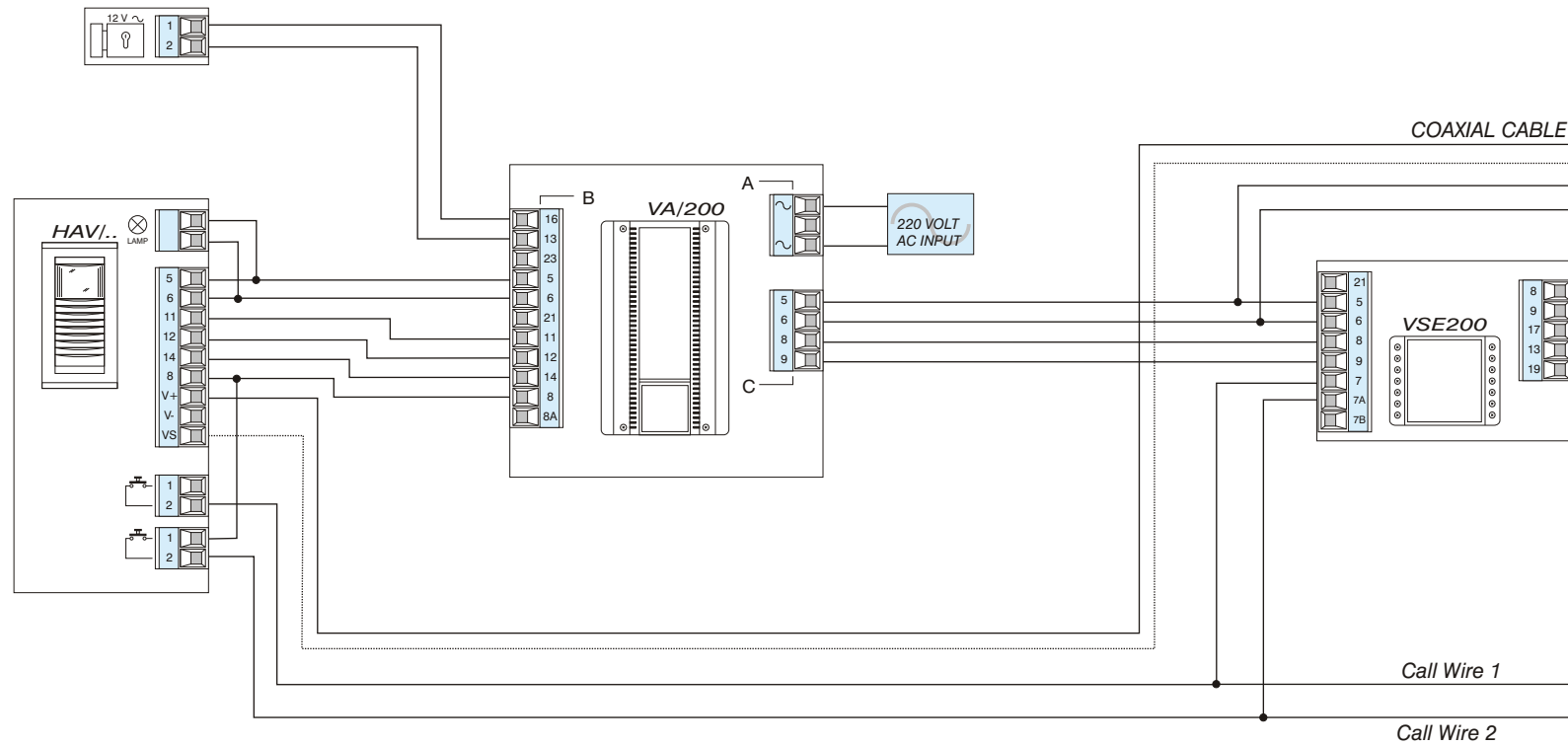


For any diagrams not shown
 or special system designs
 please contact our office on
 (011) 616-3222 or
 visit our web site
 www.tribpt.co.za



meters	50	0.22
	100	0.22
	200	0.50

meters	50	0.22
	100	0.50
	200	0.50



For any diagrams not shown
or special system designs
please contact our office on
(011) 616-3222 or
visit our web site
www.tribpt.co.za

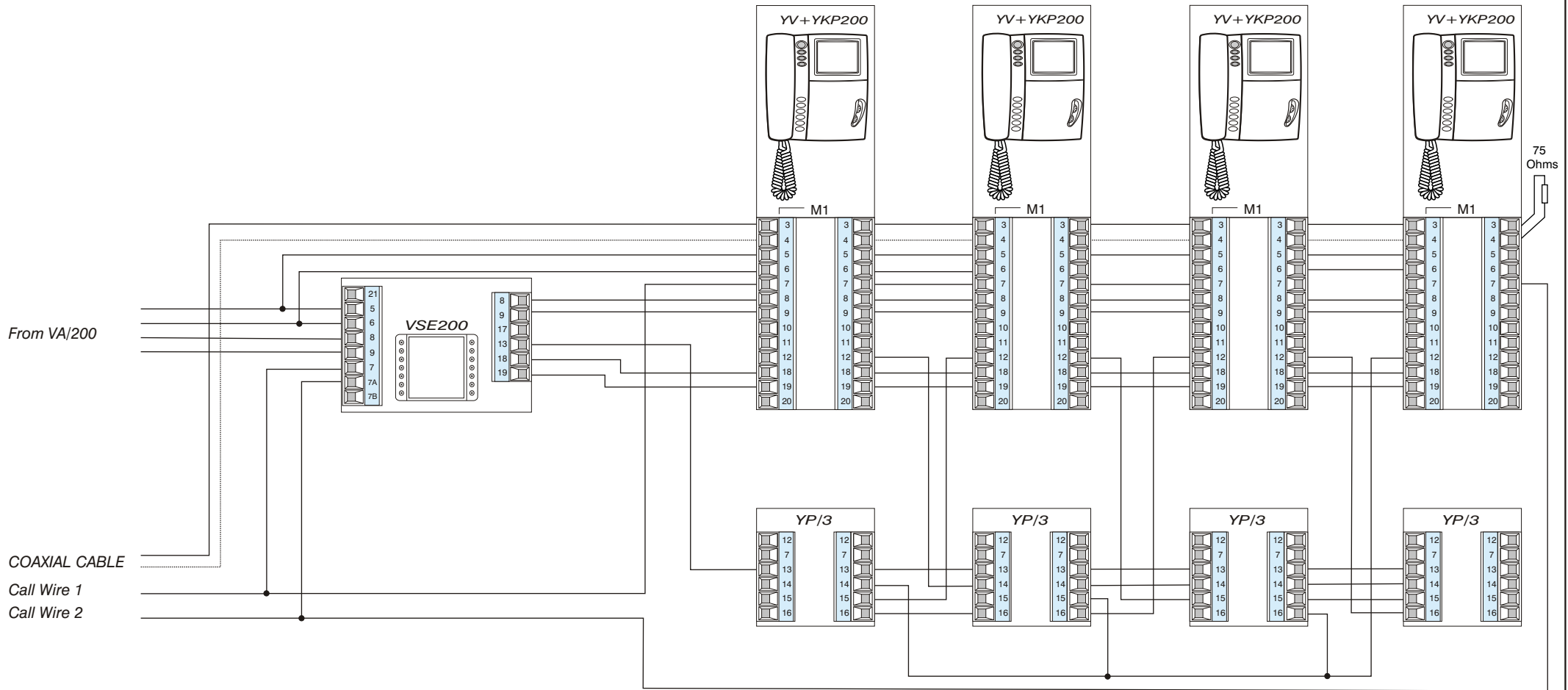


	50	mm 2	0.22
meters	100		0.22
	200		0.50

	50	mm 2	0.22
meters	100		0.50
	200		0.50

A

An additional Power Supply VAS/100 must be added from the 3rd monitor on 5 and 6



SW1
 STD Select the Dip switch to
 INT INT on all the YKP/200
 Handset



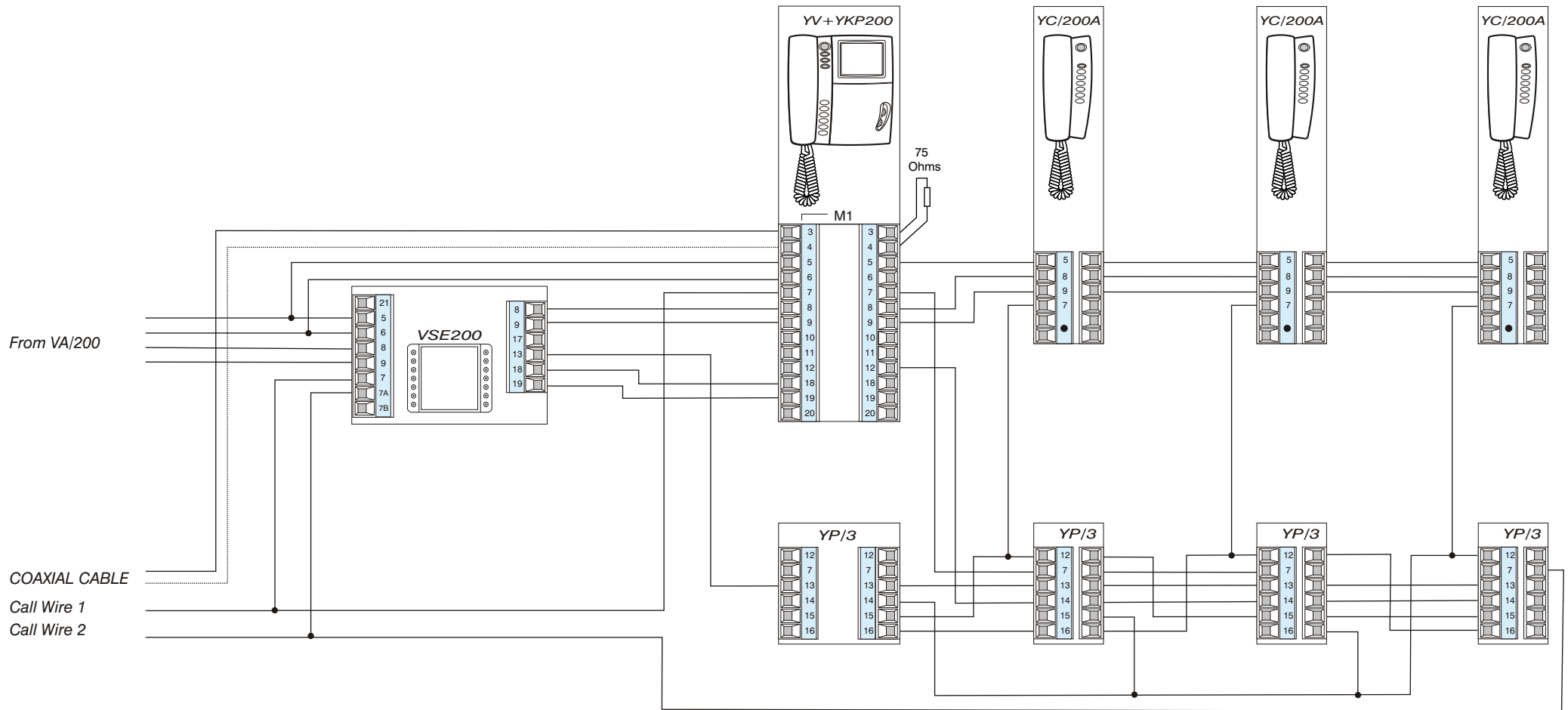
For any diagrams not shown
 or special system designs
 please contact our office on
 (011) 616-3222 or
 visit our web site
 www.tribpt.co.za





	50	0.22
meters	100	0.22
	200	0.50

	50	0.22
meters	100	0.50
	200	0.50

B










SW1
 STD  Select the Dip switch to
 INT  INT on all the YKP/200
 Handset



For any diagrams not shown
 or special system designs
 please contact our office on
 (011) 616-3222 or
 visit our web site
 www.tribpt.co.za



				
meters	50	100	200	mm 2
	0.22	0.22	0.50	

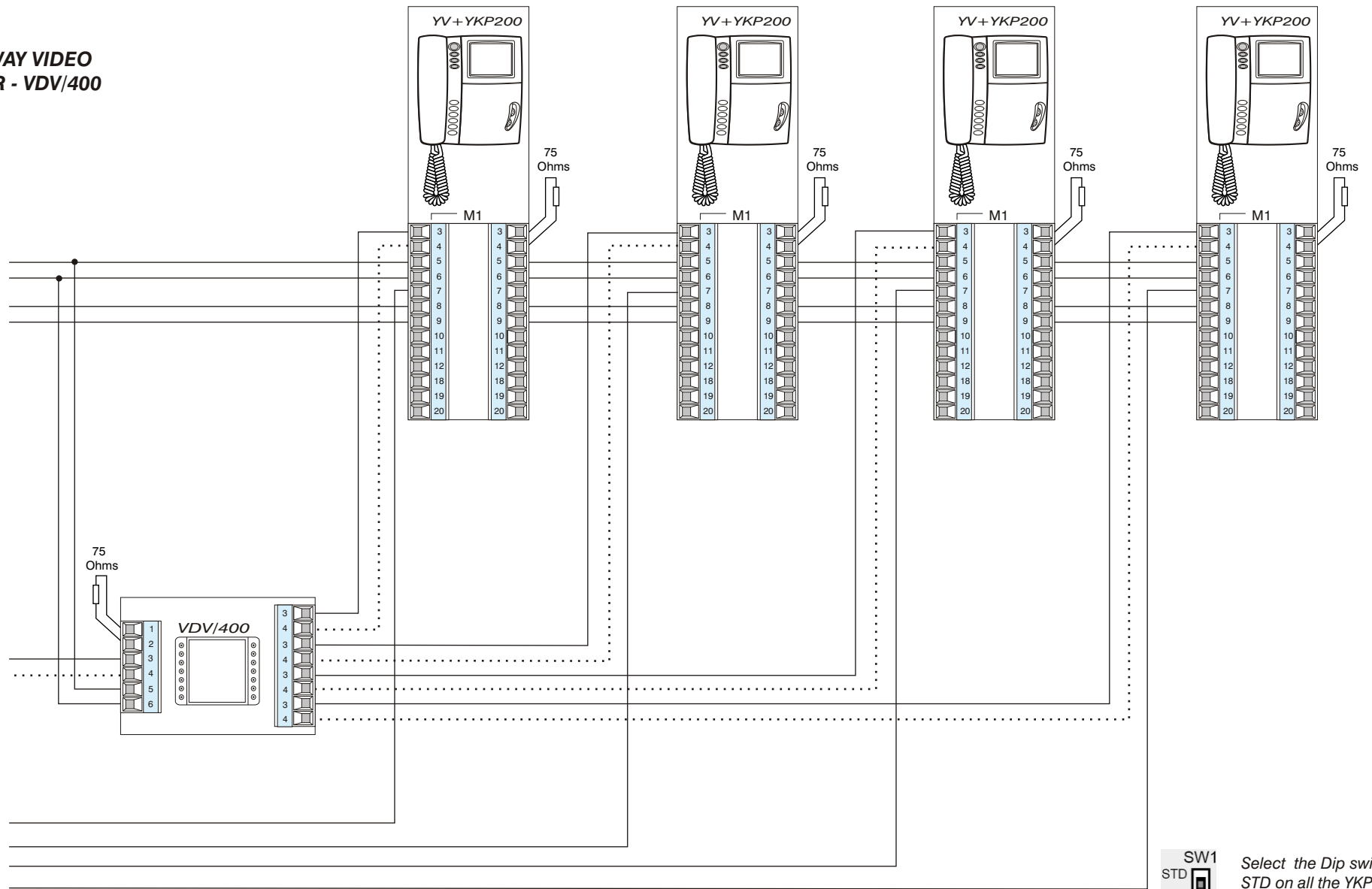
			
meters	50	100	200
	0.22	0.50	0.50

WIRING A 4 WAY VIDEO DISTRIBUTOR - VDV/400

From VA/200

COAXIAL CABLE

Call Wire 1
Call Wire 2
Call Wire 3
Call Wire 4



SW1
STD Select the Dip switch to STD on all the YKP/200 Handset
INT



For any diagrams not shown
or special system designs
please contact our office on
(011) 616-3222 or
visit our web site
www.tribpt.co.za



	50	mm 2	0.22
meters	100		0.22
	200		0.50

	50	mm 2	0.22
meters	100		0.50
	200		0.50